


Port Weller

WELLAND CANAL, ONTARIO

LOGISTEC

This practical facility in the Welland Canal offers spacious laydown areas, easy access for large vessels, flexible working hours, and convenient access for trucking companies.

The site is within 140 kilometres (90 miles) of Toronto, 32 kilometres (20 miles) of Niagara Falls, and nearby access to the United States border.



SERVICES OFFERED

Cargo handling
Stevedoring
Transloading

EQUIPMENT

Cranes
Forklifts
Additional items from our fleet can be mobilized upon request

TYPES OF CARGO

Bulk
Break-bulk
Project cargo
Heavy lift
Containers

INLAND CONNECTIONS

Proximity to Highway 140
Access to the Queen
Elizabeth Expressway

SALES MANAGER

Frank Montecalvo
(416) 556-7883
fmontecalvo@logistec.com

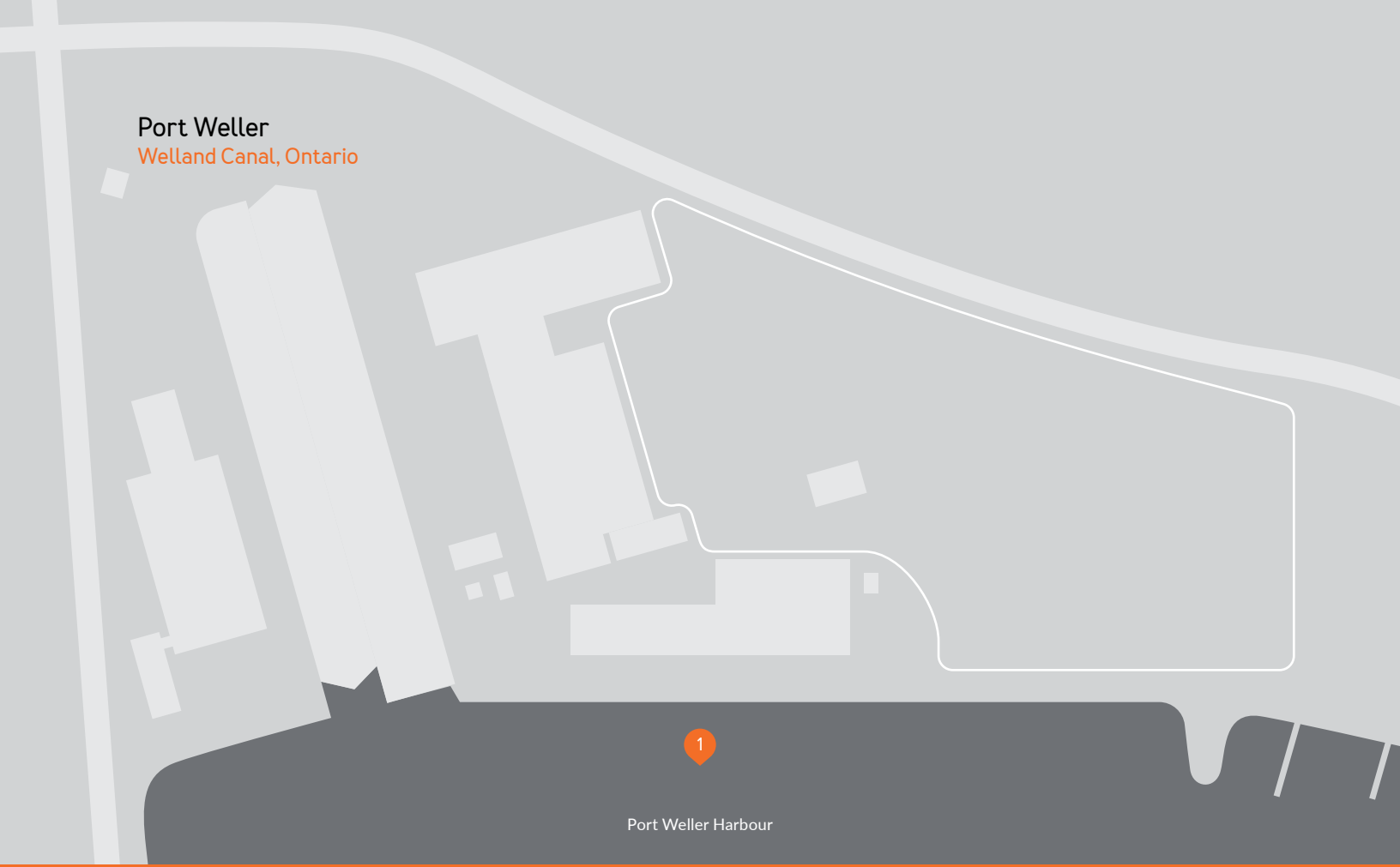
GENERAL MANAGER


Alain Lefebvre
(613) 489-1440
alefebvr@logistec.com

LOGISTEC STEVEDORING (ONTARIO) INC.

8 Unwin Avenue
Toronto, Ontario M5A 1A1
info@logistec.com

Port Weller
Welland Canal, Ontario



 Pier	Berthage		Storage
	LENGTH	DEPTH	OUTDOOR
1	430 m 1411 ft	Seaway draft	Two acres

Please note that depth and draft specifications are approximate, without guarantee and subject to change.